

SIP Paging 25V/70V +4 Amplifier

The SIP Paging 25V/70V +4 Amplifier is an analog/IP hybrid, cost-effective paging/intercom solution. It allows customers to use CyberData's or their existing 25V, 70V, constant voltage speakers, and/or CyberData multicast endpoints in a VoIP environment.

The SIP Paging 25V/70V +4 Amplifier sends and receives multicast, including from any channel of Poly phones.

The SIP Paging 25V/70V +4 Amplifier has a built-in calendar-based scheduler that enables scheduled bells and prerecorded messages to be sent to different multicast zones as well as four analog zones. Multiple analog zones can be supported by adding additional SIP Paging 25V/70V +4 Amplifiers.

CyberData's SIP enabled VoIP products are compatible with a vast majority of VoIP systems including SBCs, Gateways, and phone systems both on-premise or cloud-based.

Features

- Supports four analog zones with hundreds* of 25V or 70V speakers/horns with each zone having a single home run cable to the Amplifier
- Four analog output zones allow for fifteen 25V/70V analog zone combinations
- Calendar-based bell scheduler
- Support for security code to prevent unwanted paging access
- Supports 100 DTMF controlled multicast based paging groups and four analog zones
- Can page to unlimited endpoints that are enabled to receive multicast or Poly pages on any Poly channel
- Can receive pages directly from Poly phones as well as other devices that can send standard multicast
- Supports call-in stored message recording
- Paging prioritization
- Loud/Night Ringer function - second SIP extension
- Supports delayed pages, i.e. call buffering
- Supports multiple user accounts
- Master analog volume adjustment via web interface or front panel LCD controls
- Fault sense input
- Line-in for background music
- NTP-based internal clock with battery back-up
- LCD display for monitoring device status, configuration and diagnostics
- Configurable alerts for amplifier temperature threshold protection, and recovery modes.
- 19-inch rack mountable with removable rack ears
- TLS 1.2 and SRTP enhanced security for IP Endpoints in a local or cloud-based environment
- HTTPS web-based configuration
- Support for Cisco SRST resiliency
- Autoprovisioning via HTTPS, HTTP or TFTP
- Configurable event generation for device health and status monitoring
- 802.11q VLAN tagging



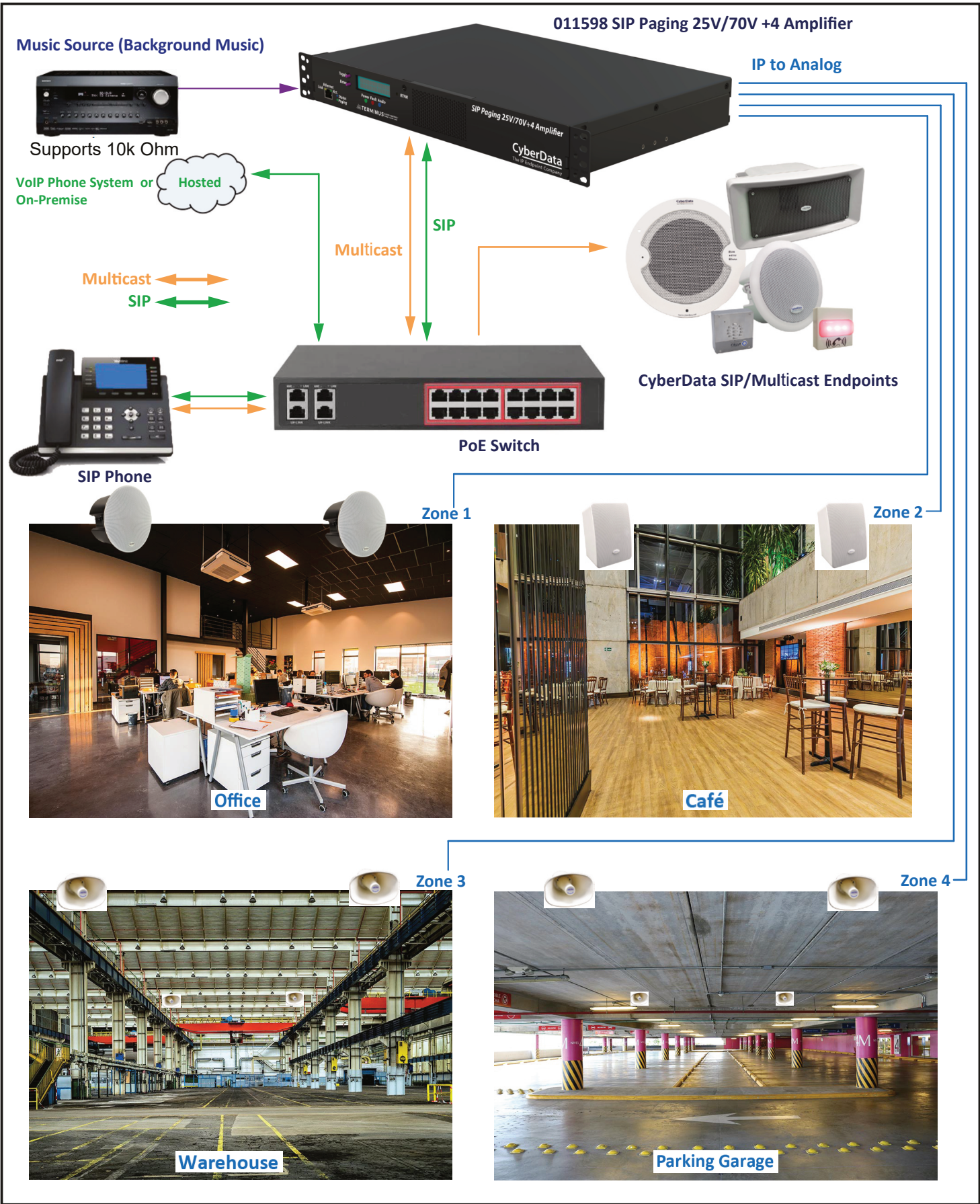
Specifications

Ethernet I/F	10/100 Mbps
Protocol	SIP RFC 3261 Compatible
Power Input	AC Voltage Input 100-240VAC, 50/60 Hz
Analog Zone Output:	Continuous power output of up to 392W when driving 70V distributed speakers through 4 outputs Continuous power output of up to 160W when driving 25V distributed speakers through 4 outputs
Line In:	
Input Signal Amplitudes	2.0 maximum
Input Impedance	10k Ohm
Line Out:	
Output Signal Amplitudes	2.0 Vpp maximum
Output Level	+2dBm nominal
Total Harmonic Distortion	0.5% maximum
Output Impedance	10k Ohm
Payload Types	G.711 a-law, G.711 μ -law, G.722, and G.729
Network Security	TLS 1.2, SRTP, HTTPS
Operating Range	Temperature: 15° C to 27° C (60° F to 80° F) Humidity: 5-95%, non-condensing
Storage Temperature	-40° C to 70° C (-40° F to 158° F)
Storage Altitude	Up to 15,000 ft. (4573 m)
Dimensions**	19.0 inches [482.6 mm] Length (with rack ears) 16.85 inches [428.0 mm] Length (w/o rack ears) 11.22 inches [285.0 mm] Width 2.25 inches [57.2 mm] Height
Weight	11.2 lbs [5.1 kg]
Boxed Weight	17.8 lbs [8.1 kg]
Compliance	CE: EMC Directive – Class A EN 55032 & EN 55024, LV Safety Directive – EN 62368-1; RoHS Compliant; FCC Part 15 Class A; Industry Canada ICES-3 Class A; IEEE 802.3 Compliant; TAA Compliant
Warranty	5 Years Limited
Part Number	011598

*Number of speakers supported will depend on the tap setting and the baseline voltage in your typical configuration. Continuous power output is up to 392W when in 70Vmode and 160W when in 25Vmode.
**Dimensions are measured from the perspective of the product being upright with the front of the product facing you.

SIP Paging 25V/70V +4 Amplifier

Typical Hybrid Analog/IP Installation



SIP Paging 25V/70V +4 Amplifier

Connections

25V/70V Output

There are two connections to hook analog speakers up to the amp. The connections accept up to a 12 AWG wire.

Line in

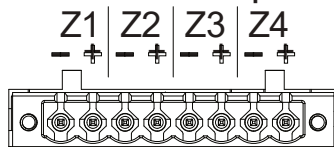
Line level input is for background music applications. The expected input level is 2Vpp (2 volts peak to peak voltage).

Interface I/O

- | | |
|-----|-------------------------------|
| 1 | Fault Sense Input (Common) |
| 2 | Fault Sense Input (Sense) |
| 3-4 | Reserved |
| 5 | Ground Reference |
| 6 | Relay Contact - Common |
| 7 | Relay Contact - Normally Open |
| 8 | Line Level Output (+) |
| 9 | Line Level Output (-) |
| 10 | Reserved |

Warning:
Check Voltage before
Connecting Speaker(s).

25V/70V Output

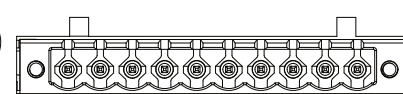


Line-in




Interface I/O

1 2 3 4 5 6 7 8 9 10



Dimensions



SIP Paging 25V/70V +4 Amplifier

Related Products:

ANALOG



011588 Analog Ceiling Mount
Speaker 25V/70V/8 Ohm



011589 Analog Wall Mount
Speaker 25V/70V/8 Ohm



011590 IP66 Analog
Horn 25V/70V/8 Ohm

MULTICAST



011394 SIP Speaker
with Talk-Back



011457 SIP IP66
Indoor/Outdoor Horn



011376 SIP RGB
(Multi-Color) Strobe



011511 VoIP SIP/Multicast
Ceiling Mount Speaker



011512 VoIP SIP/Multicast
Wall Mount Speaker



011049 SIP Call/Alert Button



011446 Multicast VoIP Microphone