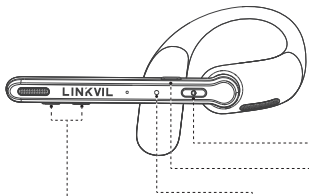


Quick Start

DH401B
OWS Bluetooth Headset

English

DH401B OWS Bluetooth Headset

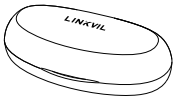


Short Press: Volume +/-
Press for 1s: Next/Previous Track LED Indicator Mute Button Multi-function Button

1. In the Box



OWS Bluetooth Headset



Charging Case



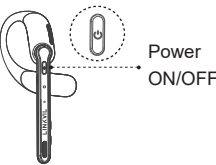
USB Cable



Quick Start*1
Safety Information & Declaration*1

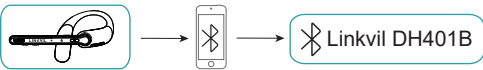
2. Power ON/OFF

The headset powers on when the case opens and powers off when placed inside with the lid closed. Alternatively, press and hold the multi-function button for 3s to power on/off.



3. Pairing

After powering on, it automatically enters the Bluetooth pairing mode. From the list of Bluetooth devices, select "Linkvii DH401B" to pair it.



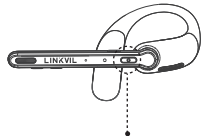
Note: The headset can connect to up to two devices simultaneously.

4. Mute Button

Short press the mute button to mute or unmute.



5. Multi-function Button



Play / Pause
Press



Answer / Hang up
Press



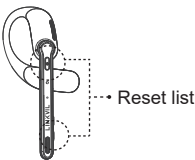
Reject call
Press for 1s



Redial
Double-press

6. Reset List

Long-press the multi-function and volume down buttons for 5s, then release them simultaneously to enter the "Automatic Clear Bluetooth Pairing List Mode".

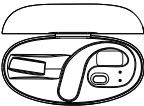


7. LED Indicator

Event	LED Indicator	
Power ON	Solid Blue 1s	
Power OFF	Solid Red 1s	
Pairing	Flashing Red & Blue	
Connected	Flashing Blue 1 time	
Disconnected	Flashing Red & Blue	
Reset list	Flashing Red & Blue 1 time	
Battery below 10%	Flashing Red every 3s	

8. Charge

Simply place the headset into the charging case and close the lid to start charging.



Charge Headset	Charging Case LED Indicator	
In charging case(lid closed)	Solid White	
Fully charged	Light off	/

Notes:

- All the indicator states above apply when the charging case is not connected to a USB cable.
- When the power of the headset drops below 10%, there will be sound notifications. Please charge it as soon as possible.



Please scan the QR code to see the User Manual.

© 2025 FANVIL Link Technology Co., Ltd.
All rights reserved. No parts of this publication may be reproduced or transmitted in any form or by any means, electronic or mechanical, photocopying, recording, or otherwise, for any purpose, without the express written permission of FANVIL Link Technology Co., Ltd.

Tel: +86-755-2640-2199 Email: sales@fanvil.com Web: www.fanvil.com
Fanvil Link Technology Co., Ltd.