


Yealink



<http://support.yealink.com/>

W59R Pro DECT IP Phone

Quick Start Guide



EN | DE | ES | FR

Table of Contents

English	1
Deutsch	4
Español	7
Français	10

Package Contents



Handset



Charging Cradle



Power Adapter



Battery Cover




Battery



Decorative Cover

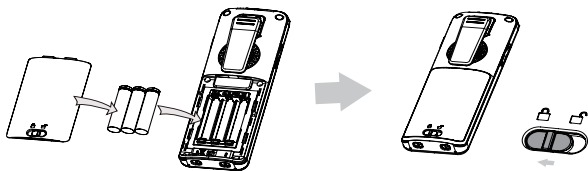


Quick Start Guide

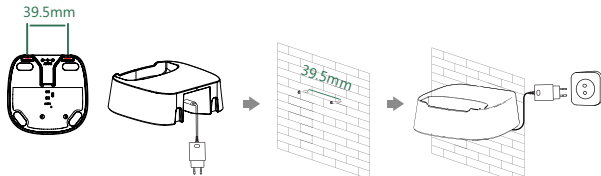
-  1. We recommend that you use the accessories provided or approved by Yealink.
 2. The use of unapproved third-party accessories may result in reduced performance.
 3. The appearance of white residue on the product is a normal phenomenon due to the material's characteristics. It does not affect the product's functionality and can be wiped off for normal use.

Assembling W59R Pro

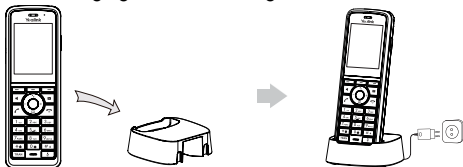
1. Insert the battery into the handset.



2. (Optional) Mount the charging cradle to the wall.

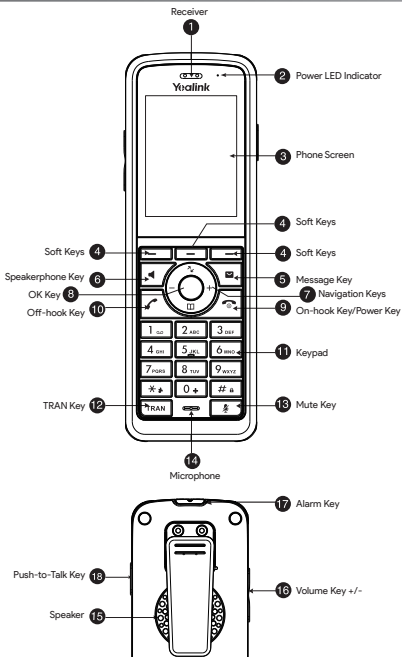


3. Connect the charging cradle and charge the handset.



- Use Yealink-supplied power adapter (5V/0.6A). A third-party power adapter may damage the handset.
- Check the charging status on the top-right corner of the LCD screen.

Hardware Description



Technical Specifications

Item	Specification
Frequency band	1880-1900 MHz (Europe), 1920-1930 MHz (America), 1910-1920 MHz (Brazil)
Battery type	3 × 3.7V 350mAh(1.295Wh), Lithium-ion
Charger	DC 5V/0.6A Input
Power adapter	Input: 100-240V~50/60Hz 0.2A Output: 5V 0.6A

For more information, see the specific user guide or contact your system administrator.

Verpackungsinhalt



Mobilteil



Ladestation



Netzgerät




Batterieabdeckung



Batterie

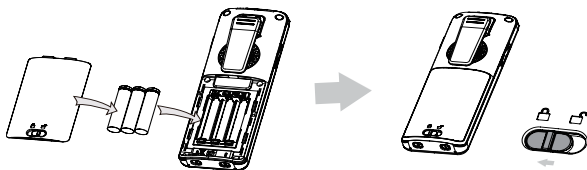
Dekorative
Abdeckung

Kurzanleitung

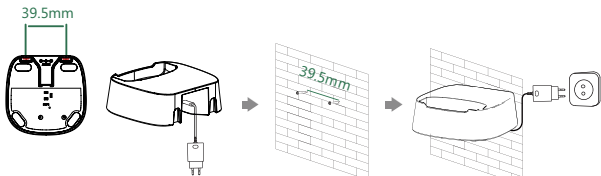
-  1. Wir empfehlen, die von Yealink bereitgestellten oder genehmigten Zubehörteile zu verwenden.
2. Die Verwendung von nicht genehmigten Zubehörteilen von Drittanbietern kann zu einer verminderten Leistung führen.
3. Das Auftreten von weißen Rückständen auf dem Produkt ist ein normales Phänomen aufgrund der Materialeigenschaften. Es beeinträchtigt die Funktionalität des Produkts nicht und kann für den normalen Gebrauch abgewischt werden.

Montage des W59R Pro

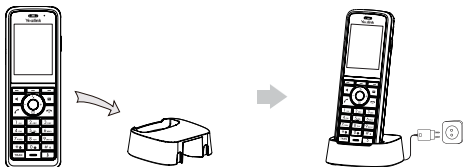
1. Legen Sie die Batterie in das Mobilteil ein.



2. (Optional) Befestigen Sie die Ladestation wie unten dargestellt an der Wand:

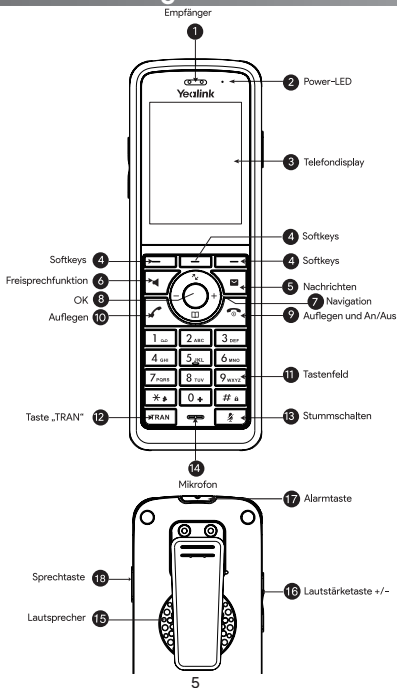


3. Verbinden Sie die Ladestation und laden Sie das Mobilteil auf.



- Verwenden Sie das von Yealink mitgelieferte Netzteil (5V/0.6A). Ein Netzteil eines Drittanbieters kann das Mobilteil beschädigen.
- Der Ladestatus des Mobilteils wird oben rechts im Display angezeigt.

Hardwarebeschreibung



Technische Spezifikationen

Artikel	Spezifikationen
Frequenzband	1880-1900 MHz (Europa), 1920-1930 MHz (Amerika), 1910-1920 MHz (Brasilien)
Akkutyp	3 × 3,7V 350mAh (1,295Wh), Lithium-Ionen
Ladegerät	DC 5 V/0,6 A Eingang
Netzteil	Eingang: 100-240 V ~ 50/60 Hz 0,2 A Ausgang: 5 V 0,6 A

Weitere Informationen finden Sie in der entsprechenden Bedienungsanleitung oder wenden Sie sich an Ihren Systemadministrator.

Contenido de la caja



Auricular



Base de carga



Adaptador eléctrico



Tapa de batería



Batería



Funda decorativa



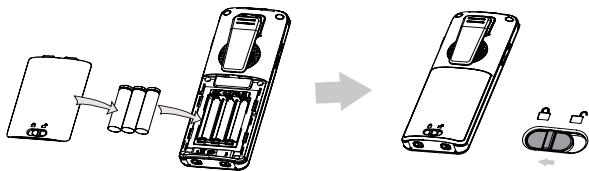
Guía de inicio rápido



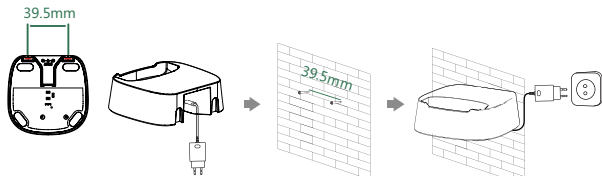
1. Recomendamos que utilice los accesorios proporcionados o aprobados por Yealink.
2. El uso de accesorios de terceros no aprobados puede resultar en un rendimiento reducido.
3. La aparición de residuos blancos en el producto es un fenómeno normal debido a las características del material. No afecta la funcionalidad del producto y se puede limpiar para su uso normal.

Ensamblar W59R Pro

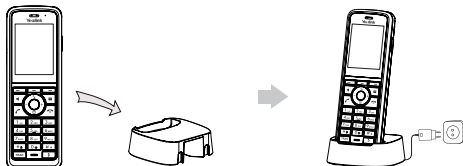
1. Introduzca las baterías en el teléfono:



2. (Opcional) Coloque la base de carga en la pared.

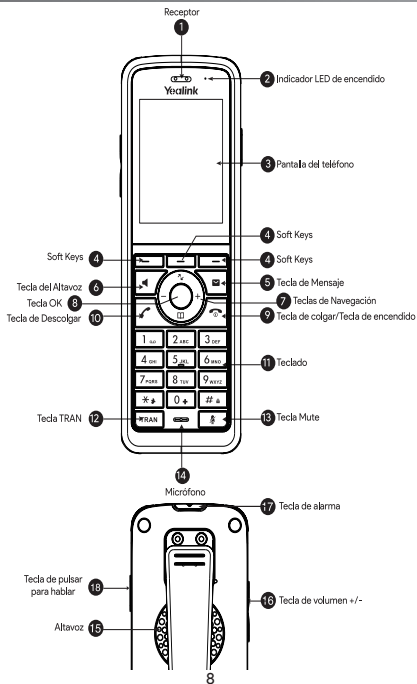


3. Conecte la base de carga y cargue el teléfono.



- El teléfono debe usarse únicamente con el alimentador original (5V/0.6A). El uso de un adaptador de terceros podría dañar el teléfono.
- El estado de carga del teléfono se indica en la esquina superior derecha de la pantalla LCD.

Descripción del hardware



Especificaciones técnicas

Artículo	Especificación
Banda de frecuencia	1880-1900 MHz (Europa), 1920-1930 MHz América), 1910-1920 MHz (Brasil)
Tipo de Batería	3 × 3,7V 350mAh (1,295Wh), Ion de litio
Cargador	Entrada DC 5V / 0.6A
Adaptador de corriente	Entrada: 100-240V ~ 50/60Hz 0.2A Salida: 5V 0.6A

Para obtener más información, consulte la guía del usuario específica o póngase en contacto con el administrador del sistema.

Contenu de la boîte



Combiné



Socle de chargeur



Adaptateur d'alimentation



Batterie couvrir



Batterie



Couvercle décoratif

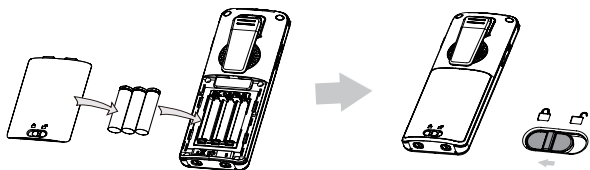


Guide de démarrage rapide

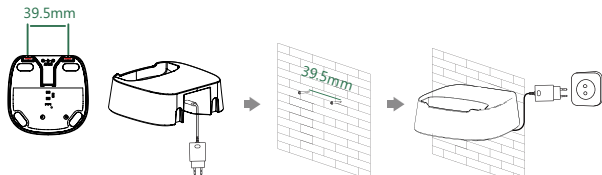
- 💡 1. Nous vous recommandons d'utiliser les accessoires fournis ou approuvés par Yealink.
 2. L'utilisation d'accessoires tiers non approuvés peut entraîner une réduction des performances.
 3. L'apparition de résidus blancs sur le produit est un phénomène normal dû aux caractéristiques du matériau. Cela n'affecte pas la fonctionnalité du produit et peut être nettoyé pour une utilisation normale.

Montage du W59R Pro

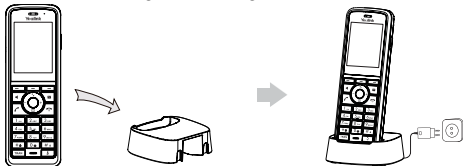
1. Insérez les piles dans le combiné.



2. (Facultatif) Montez le socle chargeur au mur.

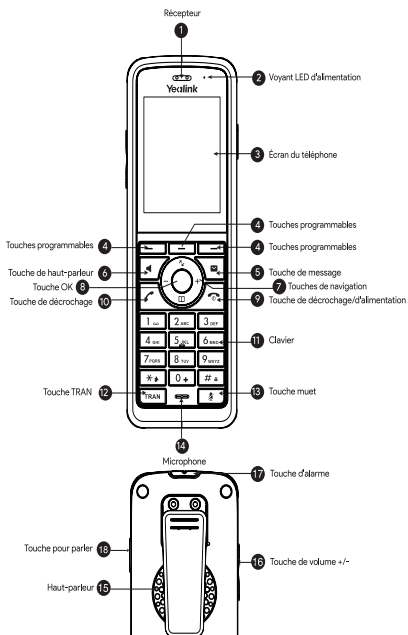


3. Raccordez le socle chargeur et chargez le combiné.



- Le combiné doit uniquement être utilisé avec l'adaptateur d'alimentation d'origine (5V/0.6A). L'utilisation d'un adaptateur tiers est susceptible d'endommager le combiné.
- Le niveau de charge du combiné est indiqué dans le coin supérieur droit de l'écran LCD.

Description du matériel



Caractéristiques techniques

Élément	Spécifications
Bande de fréquences :	1 880-1 900 MHz (Europe), 1 920-1 930 MHz (États-Unis), 1 910-1 920 MHz (Brésil)
Type de batterie	3 × 3,7V 350mAh (1,295Wh), Lithium-ion
Chargeur	Entrée 5 V CC/0,6 A
Adaptateur secteur	Entrée : 100-240 V~50/60 Hz 0,2 A Sortie : 5 V 0,6 A

Pour plus d'informations, consultez le guide d'utilisateur spécifique ou contactez votre administrateur système.



Declaration of Conformity

We,

YEALINK(XIAMEN) NETWORK TECHNOLOGY CO.,LTD

Address: No.666 Hu'an Rd. Huli District Xiamen City, Fujian, P.R. China

Manufacturer: YEALINK(XIAMEN) NETWORK TECHNOLOGY CO.,LTD

Address: No.666 Hu'an Rd. Huli District Xiamen City, Fujian, P.R. China

CE DATE: 20th /April/2025

declare that the product

Type: DECT IP Phone

Model: W59R Pro

meets the essential requirements and other relevant provisions according to the following EC directive

Directive: 2014/30/EU, 2014/35/EU, **RED 2014/53/EU**;

The presumption of conformity with the essential requirement is ensure according to :

Article 3.1 a :(protection of the health &the safety of the user)

Safety: EN IEC 62368-1:2020+A11:2020

SAR: EN 62479:2010; EN 50663:2017

Article 3.1 b :(protection requirement with respect to electromagnetic compatibility)

EMC: EN 55032:2015/A11:2020; EN 55035:2017/A11:2020

EN IEC 61000-3-2:2019+A1:2021; EN 61000-3-3:2013/A2:2021

ETSI EN 301 489-1 V2.2.3 (2019-11); ETSI EN 301 489-6 V2.2.1 (2019-04);

ETSI EN 301 489-17 V3.2.4 (2020-09)

Article 3.2 (effective use of the radio spectrum)

Radio: ETSI EN 301 406-1 V2.2.2 (2016-09)

ETSI EN 300 328 V2.2.2(2019-07)

Harmonized:EN62321-1:2013

Directive 2011/65/EU and (EU)2015/863 of the European Parliament and of the Council of 8 June 2011 and 4 June 2015 on the restriction of the use of certain hazardous substances in electrical and electronic equipment(RoHS 2.0)

Directive 2012/19/EU of the European Parliament and of the Council of 4.July.2012 on Waste electrical and electronic equipment(WEEE)

Regulation (EC) No.1907/2006 of the European Parliament and of the Council of 18.December.2006 on Registration, Evaluation, Authorization, and Restriction of Chemicals (REACH)

The declaration of conformity is issued under the sole responsibility of the manufacturer

NAME: Huahu Wang

DATE:

TITLE: Senior Manager

Huahu Wang
20/ Apr / 2025

About Yealink

Yealink is a global leading provider of enterprise communication and collaboration solutions, offering video conferencing service to worldwide enterprises. Focusing on research and development, Yealink also insists on innovation and creation. With the outstanding technical patents of cloud computing, audio, video and image processing technology, Yealink has built up a panoramic collaboration solution of audio and video conferencing by merging its cloud services with a series of endpoints products. As one of the best providers in more than 140 countries and regions including the US, the UK and Australia, Yealink ranks No.1 in the global market share of SIP phones shipments.

Technical Support

Visit Yealink WIKI (<http://support.yealink.com/>) for the latest firmware, guides, FAQ, Product documents, and more.

For better service, we sincerely recommend you to use Yealink Ticketing system (<https://ticket.yealink.com>) to submit all your technical issues.



430104003392

YEALINK(XIAMEN) NETWORK TECHNOLOGY CO.,LTD.

Web: www.yealink.com

Addr: No.666 Hu'an Rd,Huli District Xiamen City, Fujian, P.R. China

Copyright©2025 YEALINK(XIAMEN) NETWORK

TECHNOLOGY CO.,LTD.All rights reserved.